

## IP Amplifier



### IPMG-1500P

This remote VoIP amplifier units is IP-based power amplifier. The units is connected to the central exchange unit via ethernet. Copper CAT5 or CAT6 or fiber cable. The amplifier is a Class D power amplifier due to its especially high efficiency, low power consumption and long life.

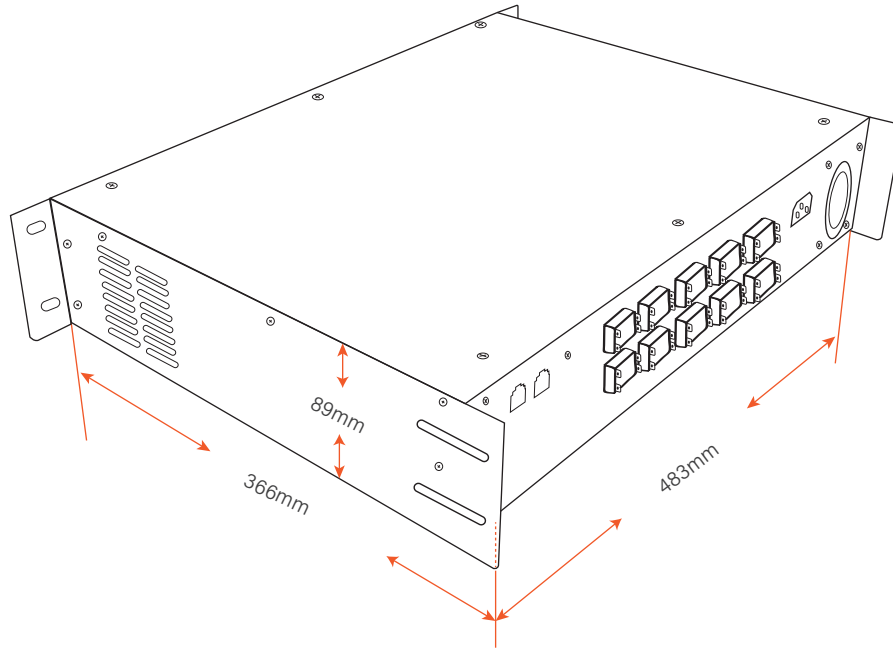
The remote IP-based power amplifier is integrated speaker monitoring. Speaker circuits are to be continuously monitored for short circuit, earth leakage, and line inter ruption. Speakers is allowed navigation through the intuitive user interface. The user is be able to define settings and make changes using the integrated web interface.

#### Advanced Features:

- VoIP SIP 2.0
- IP amplifier Self-diagnosis.
- Line Monitoring between amplifier and intercom server and speakers
- Display and function keys at the front of the unit
- Each unit has only one independent audio channeln telligent 5+1 backup control
- Freely program mable
- Integrated monitoring functions (short circuit, excess temperature, voltage failure, function monitoring)
- Distortion factor < 0.5% at rated power
- Optimized according to the EN 60849 standard "Sound systems for emergency purposes"Upon special requirement.



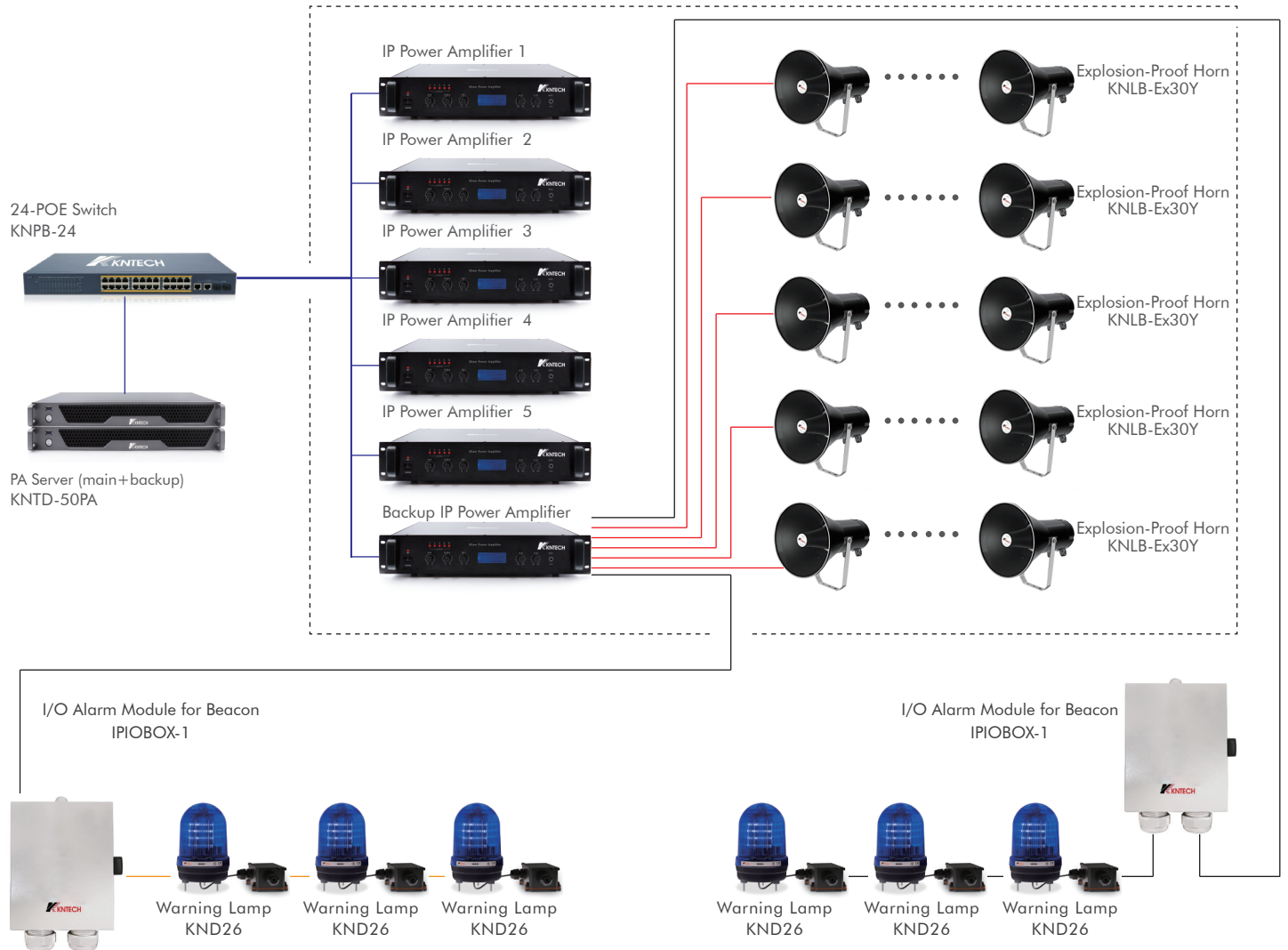
### Size display :



### Performance index and order number :

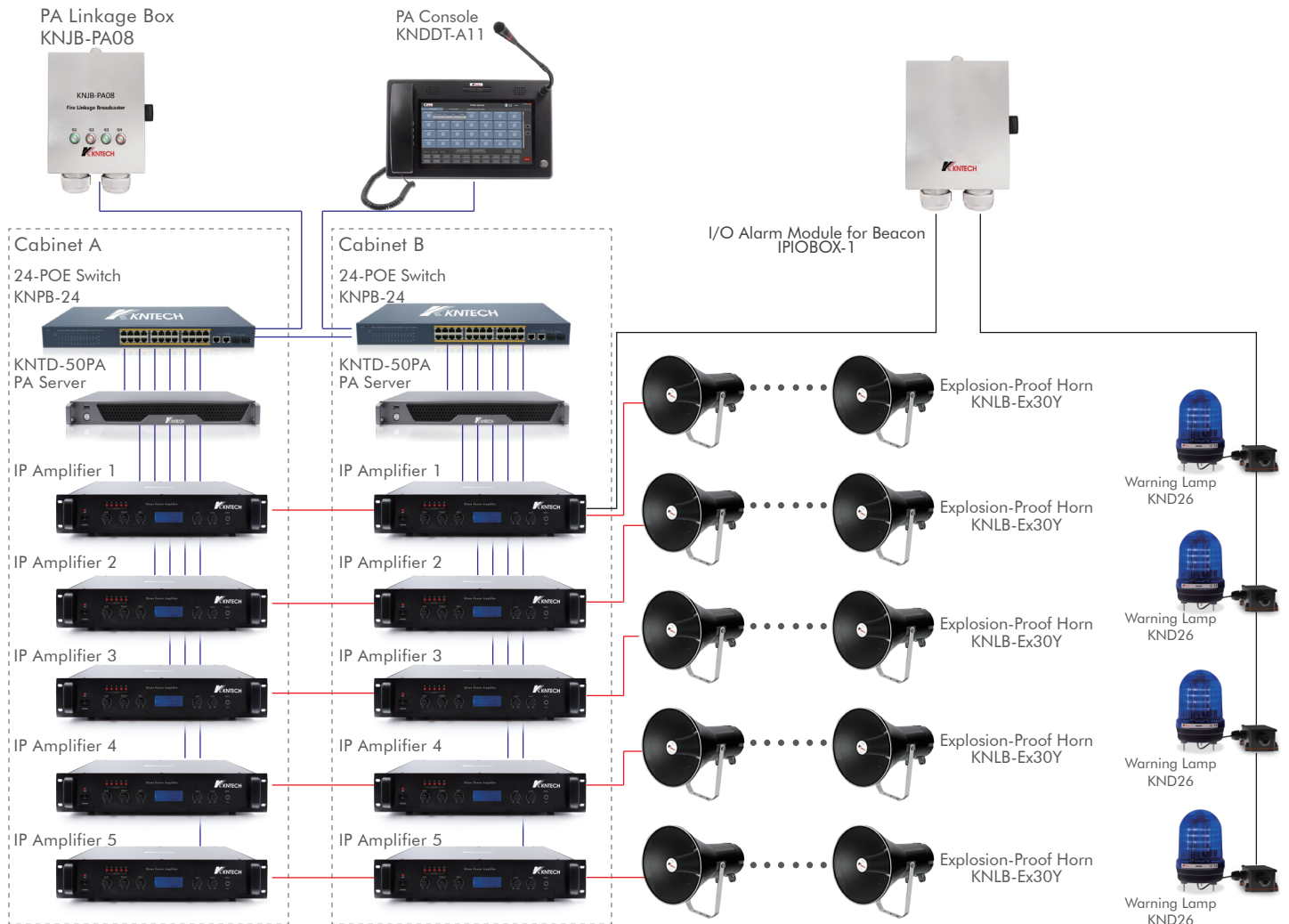
Rated Output Power: 1500W		IP Amplifier Model no: IPMG-1500P	
IP amplifier With N + 1 redundancy		Insurance: 20A	Power consumption/Standby: 2000W / 222W
Machine Size: 133(H)×486(W)×483(D)mm Rack mounting size: 3U		Box size: 225(H)×610(W)×585(D)mm Rack mounting size: 3U	Net weight: 27kg Gross weight: 30kg
Output mode: [4-16 ohms(Ω) Constant resistance output] 1500W 70V [3.3 ohms(Ω); 100V [6.7 ohms(Ω)]]			Network Interface: RJ45
Mic Input: 600 ohms(Ω) 8-12mV out-off-balance	Auxiliary input: 10k ohms(Ω) 150-470mV, out-off-balance		Line output: 0.775V (0dBV)
frequency response: 60Hz_15KHz(+3dB)	Totalharmonicdistortion THD: <0.5% at1kh. 1/3 rated output power		Signal to noise ratio S/N: aux:85d, mic:>72db
Tonal range: BASS: 100Hz(+10dB), TREBEL: 12KHz(+10dB)	Sound suppression ability: When mic1 is input,MIC2, mic3,AUX1, aux2 signals attenuate by 0-30db		
Output adjustment rate: <3db, from no signal static working state to full load working state		Cooling mode: Dc12v fan (start when the internal temperature reaches 50 °C)	
Function control: There are five volume adjustments, one high and low tone adjustment, one silent tone adjustment and one power switch			
indicator light: Power:'power 'level display: 0246810'	power cord: (3x0.75mm) x1.5m (standard)		supply voltage: AC 220V ± 10% 50-60Hz

## N+1 System



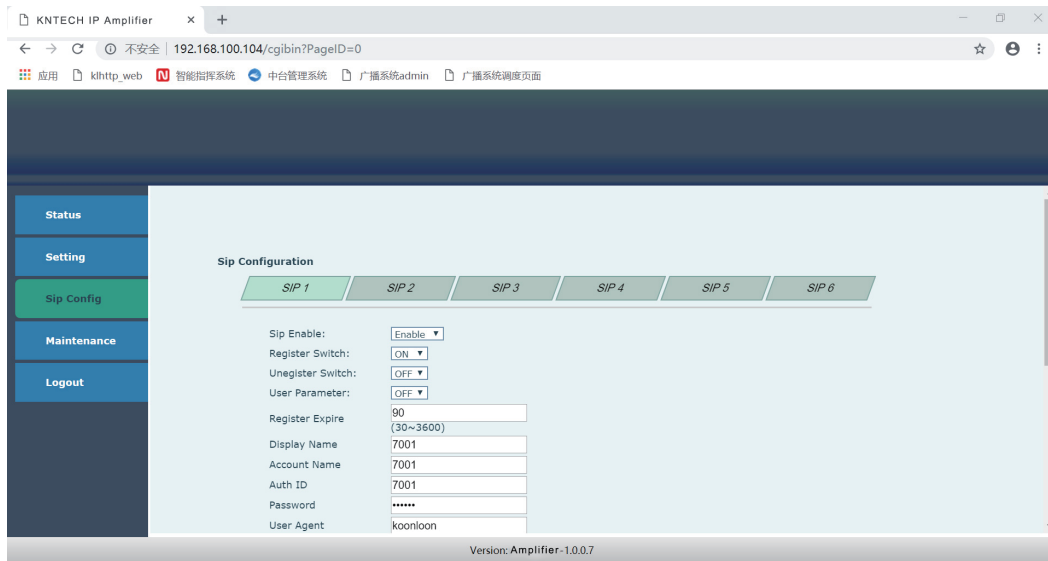
1. The power amplifier combination can be 1 main + 1 backup, 2 main + 1 backup, 3 main + 1 backup, 4 main + 1 backup, 5 main + 1 backup, up to 5 main + 1 backup; Flexible collocation;
2. When each IP main power amplifier is playing different audio sources, the backup power amplifier can replace any damaged main power amplifier at any time, whichever fails first. When the bad power amplifier returns to work, the spare power amplifier can replace another damaged power amplifier.

## A+B System



1. A/B system host active backup hot backup.
2. A/B active and standby power amplifier hot backup.
3. The speaker cable is connected to the spare power amplifier. The main power amplifier works normally. When the main power amplifier fails, it will automatically switch to the backup power amplifier.
4. All power amplifiers are IP power amplifiers.
5. The dispatcher and the main and backup IP power amplifiers are automatically connected to the A/B host, and when the A host fails, it will automatically switch to the B host.
6. The warning light control box supports that when the broadcast is started, the warning lights are turned on, and when the broadcast is ended, the warning lights are turned off.
7. A single smart speaker uses the original audio circuit to perform fault self-detection and report actively.
8. Speaker circuit loop detection.

## Web :



Browser: KNTECH IP Amplifier | URL: 192.168.100.104/cgibin?PageID=0

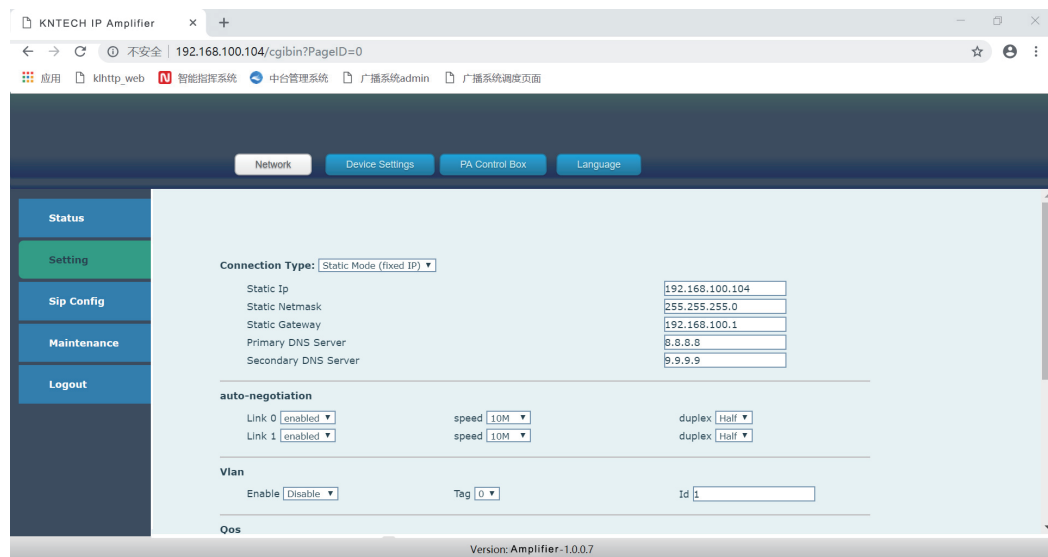
Navigation: Status, Setting, **Sip Config**, Maintenance, Logout

### Sip Configuration

Sip Enable: 
 Register Switch: 
 Unregister Switch: 
 User Parameter:

Register Expire:  (30~3600)  
 Display Name:   
 Account Name:   
 Auth ID:   
 Password:   
 User Agent:

Version: Amplifier-1.0.0.7



Browser: KNTECH IP Amplifier | URL: 192.168.100.104/cgibin?PageID=0

Navigation: Network, Device Settings, PA Control Box, Language

### Network Settings

Connection Type:

Static Ip:   
 Static Netmask:   
 Static Gateway:   
 Primary DNS Server:   
 Secondary DNS Server:

#### auto-negotiation

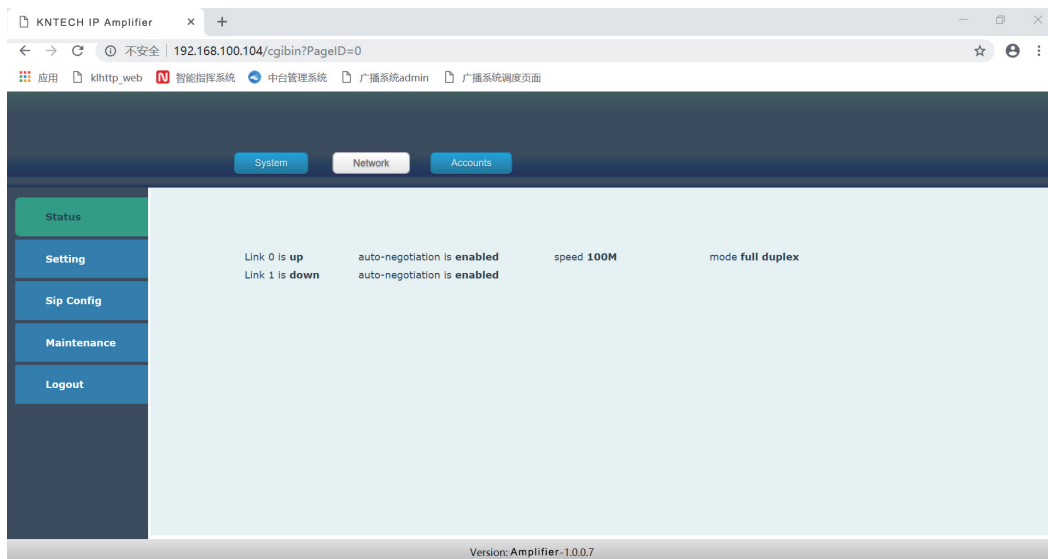
Link 0:  speed  duplex   
 Link 1:  speed  duplex

#### Vlan

Enable:  Tag:  Id:

Qos

Version: Amplifier-1.0.0.7



Browser: KNTECH IP Amplifier | URL: 192.168.100.104/cgibin?PageID=0

Navigation: System, Network, **Accounts**

### Accounts

Link 0 is up      auto-negotiation is **enabled**      speed **100M**      mode **full duplex**  
 Link 1 is down      auto-negotiation is **enabled**

Version: Amplifier-1.0.0.7